



中国认可
国际互认
检测
TESTING
CNAS L0916

Report No.2017AF0163

A

TYPE-EXAMINATION REPORT OF SPECIAL EQUIPMENT (LIFT)

Product category Main lift component

Equipment Type Driving machine

Product name Lift driving machine

Model/Type WYT-T

Manufacturer Shenyang Bluelight Drive Technology Co.,Ltd.

Applicant Shenyang Bluelight Drive Technology Co.,Ltd.

SHENZHEN INSTITUTE OF SPECIAL EQUIPMENT INSPECTION AND TEST
GUANGDONG STATION OF ELEVATOR QUALITY SUPERVISION AND TEST (SHENZHEN)

**TYPE-EXAMINATION REPORT of
SPECIAL EQUIPMENT
(LIFT)**

Notes

1. The report is obtained based in the type-examination compliance with *Regulation for Type Tests of Elevators (TSG T7007-2016)*
2. The report must be printed or filled out in fountain pens/sign pens with neat and clear handwriting, no alternation.
3. The report is invalid if not signed by signature, and it is also invalid without approval number of the type testing organization, special seal for report and paging seal.
4. There will be two versions of the report: electronic and printed formats. They are equal in authorities.
5. Any discrepancy about the report from applicant should be raised within 15 working days after receiving the report.
6. The report is responsible for the tested sample only.

THE INFORMATION OF TYPE TEST ORGANIZATION :

Name: Shenzhen Institute of Special Equipment Inspection and Test

Address: 1032 Honggang Road, Luohu District, Shenzhen, Guangdong Province

Approval No. TS7610038-2017

Postcode: 518029

Branch Name: QingHu Branch of Shenzhen Institute of Special Equipment Inspection and Test

Branch Address: No.6, Chuangye Road, Shunchenji Industrial Park Nearby, Dahe Road, LongHua New District, Shenzhen, Guangdong Province

Postcode: 518109

Phone: 0755 28079821 , 0755 28079351


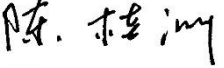

Website: www.sise.org.cn Email: szlift@sise.org.cn

CONTENTS

Conclusive report of the Type-Test	Page 1
1. Sample Configuration and Technical Data	Page 2
2. Technical Documents Review	Page 3
3. Sample Check and Testing	Page 3
4. Changes of the Type-Examination Report	Page 7



**TYPE-EXAMINATION REPORT of
SPECIAL EQUIPMENT
(LIFT)**

Equipment Name	Driving machine		
Product Name	Lift driving machine	Product Model	WYT-T
Product No.	1720001	Manufacture Date	2017-2
Name of Applicant	Shenyang Bluelight Drive Technology Co.,Ltd.		
Registered Address of Applicant	No.37 Shiji Road,Hunnan New Distrct,Shenyang,China		
Manufacturer	Shenyang Bluelight Drive Technology Co.,Ltd.		
Manufacturing Address	No.37 Shiji Road,Hunnan New Distrct,Shenyang,China		
Type of Examination	Initial Type-Examination	Inspection Date	2017-3-3
Sample No.	20170160	Sample Status	Normal
Inspection Place	Qinghu branch, Shenzhen Institute of Special Equipment Inspection and Test		
inspection Condition	Temperature: 18℃; Humidity: 47%RH; Voltage:380V		
Standard for Inspection	<i>Regulation for Type Tests of Elevators (TSG T7007-2016)</i> <i>GB 7588-2003 Safety Rules for the Construction and Installation of Electric Lifts</i> <i>(Including No.1 amending list)</i> <i>EN81-1+A3 :2009 Safety rules for the construction and installation of lifts-part 1:</i> <i>Electric lifts</i>		
Conclusion	<p>With the Type-Examination, it is confirmed that the product is compliance with the regulations of <i>Regulation for Type Test of Lifts (TSG T7007-2016)</i>.</p> <p>The product is in compliance with related regulations of <i>GB 7588-2003 Safety Rules for the Construction and Installation of Electric Lifts(Including No.1 amending list)</i> and <i>EN81-1+A3 :2009 Safety rules for the construction and installation of lifts-part 1: Electric lifts</i></p>		
Inspected by:		Agency Approval Number: TS7610038-2017 <div style="text-align: center;">(stamp)</div> Issued Date:2017-3-6	
Reviewed by:			
Approved by:			

TYPE-EXAMINATION REPORT of SPECIAL EQUIPMENT (LIFT)

1. Sample configuration and technical data

Product name		Lift driving machine	Model/Type	WYT-T
Working condition		Indoor	Construction pattern	3 phase AC permanent magnet synchronous structure without reduction device (shaft supported by two point)
Rated speed of driving machine		6.00 m/s	Rated output torsion	1635 N·m
Rated speed of lift		3.00 m/s	Rated load of lift	2500 kg
Allowable radial load of the traction sheave shaft		7500 kg	Height of the center (without speed reducer)	330 mm
Explosive-proof grade		Not applicable	Explosive-proof type	Not applicable
Hand winding device		Yes		
Motor	Type code	WYT-TE3.0G	Construction pattern	3 phase AC permanent magnet synchronous Outer rotor
	Rated power	49 kW	Rated rotate speed	286 r/min
	Rated voltage	380 V	Rated current	107 A
	Rated frequency	71.5 Hz	Insulation grade	F
	Duty cycle	S5-40%	Shell protection grade	IP41
	Overload protection	Overheating	Frequency of starter	240F/H
	Explosion-proof sign	Not applicable	Name of manufacturer	Shenyang Bluelight Drive Technology Co.,Ltd.
Reduction device	Structure pattern	Not applicable	Reduction ratio	Not applicable
	Reduce level	Not applicable	Width between centers	Not applicable mm
	Crossed axis angle	Not applicable	Lubricating oil specification	Not applicable
	Material grade of contacting surface on transmission pair			Not applicable
Driving sheave	Groove quantity	9	Groove shape	U shape with cut
	Hoist ropes diameter	10 mm	Heat treatment for groove	/
	Sheave pitch diameter	400 mm	Winding method	Single wrap
Brake	Type code	BLB	Effect position	Traction sheave axle
	Quantity and construction pattern	Straightly driving electromagnetic drum(Two dividedly installed)	Insulation grade	F
	Rated working voltage for electromagnet	DC110 V	Explosion-proof sign	Not applicable
	Brake drum diameter	610mm		
Driving system	Speed control method	Variable voltage variable	Speed control device	Frequency converter
	Speed feedback device	Rotary encoder		

TYPE-EXAMINATION REPORT of SPECIAL EQUIPMENT (LIFT)

2. Technical documents check and results

No.	Project code	Items	Results	Conclusion
1	Y5.1	Certificate and related technical data	Information Complete	Pass
2	Y5.2	Calculation data	Information Complete	Pass
3	Y5.3	Main design drawing	Information Complete	Pass

3. Sample check and test

3.1. Test projects and results

No.	Project code and name	Project contents and requirements	Results	Conclusion
1	Y6.1.1 Insulation resistor of stator winding	When the insulation resistance of the stator winding is in heat condition or the temperature rise test is finished, it shall not be less than 0.5 MΩ; the cold-state insulation resistance is not less than 5 MΩ.	Meet the requirements	Pass
2	Y6.1.2 Pressure resisting test	The three-phase leading-out terminal and machine shall earth are applied with double power voltage and 1000 V test voltage; the temperature sensor and the machine shell earth, the three-phase leading-out terminal of the elevator driving host are applied with 500 V test voltage; the test lasting time is 60s, the leakage current is not more than 100mA.	Meet the requirements	Pass
3	Y6.2.1 Brake system type	The brake system shall be provided with an electromechanical brake (frictional type) and keep release state under the continuously charging state. The braked part shall be rigidly connected with the traction wheel, the winding cylinder or the chain wheel in machine manner.	Meet the requirements	Pass
4		The band type brake cannot be applied in driving machine.	Meet the requirements	Pass
5	Y6.2.2 Packet set of brake system	For driving machine, All the brake mechanical part participated in applying brake force to the brake wheel (disk) shall be assembled by two groups. The action state of every group of mechanical part must be monitored Note: The core in the magnetic coil is regarded as mechanical parts, but the coil itself is not.	Meet the requirements	Pass
6	Y6.2.3 Brake pressure of brake system	Pressure of brake gate tile or cushion shall be applied by a directive compression spring or a heavy weigh. If the brake is released by hand, a continuous force must be exerted to keep it open.	Meet the requirements	Pass
7	Y6.2.4 Braking torque of driving machine	The rated moment of the elevator driving host shall be negotiated with the elevator driving host user according to GB 7588§12.4.2.1, or is 2.5 times of the rated torque.	Meet the requirements	Pass
8		If there is one group of part incapable of taking effect, the driving machine must stop working, and the rest brake shall be provided with enough brake force to enable the carriage loaded with the rated load to descend at reducing speed, namely, it should be greater than the rated torque.	Meet the requirements	Pass

**TYPE-EXAMINATION REPORT of
SPECIAL EQUIPMENT
(LIFT)**

No.	Project code and name	Project contents and requirements				Results	Conclusion
9	Y6.2.5 Start and release voltage of electromagnet brake	Under the condition of satisfying 3.2.4, the lowest suction voltage of the brake electromagnet should not exceed 80% of the rated voltage.				55.00 V	Pass
		Under the condition of satisfying 3.2.4,the highest release voltage of the brake electromagnet should not exceed 55% of the rated voltage.				34.00 V	Pass
		Under the condition of satisfying 3.2.4, the lowest release voltage should not less than 10% of rated voltage.				33.00 V	Pass
10	Y6.2.6 Brake responding time	The brake responding time of the brake (From the power-off time to the time that rated brake torque is reached or braking position is reached)shall not be more than 0.5s. For the elevator driving machine which also perform the function of the brake element of over-speed protection on the carriage, the responding time shall satisfy the design value of the manufacture at the same time.				Meet the requirements	Pass
11	Y6.2.7 Pressure resisting test of brake coil	For the coil voltage resisting test of the brake, the conductive part applies 1000 V to the ground for 1 min without puncturing phenomenon.				Meet the requirements	Pass
12	Y6.2.8 Use of belt	By using a belt, one or multiple electric motor is connected to the spare part acted by electromechanical brake. There are at least two belts.				Not applicable	/
13	Y6.2.9 Action test of the brake	The brake shall perform the action test for more than 2 millions time, the testing process shall be free from any maintenance; after finishing the test, the V3.2.4-V3.2.6 shall still satisfy the requirement.				Meet the requirements	Pass
14	Y6.2.10 brake noise test	The brake noise should be detected independently, the measurement surface average value LPA of the A weight noise sound level shall not exceed the following table:				68.30 dB(A)	Pass
		Rated torque N·m	≤700	>700 ≤1500	>1500		
		Noise dB(A) LPA	70	75	80		
		For the elevator drive host of which rated torque is more than 3000N·m, the noise shall not be more than the threshold given by the manufacturer of the elevator driving host; if the enterprise not gives the threshold index, it can be judged by 80dB(A)					
15	Y6.3.1 Normal direction jumping of rope groove face of traction wheel	The normal direction jumping of the groove face of the traction wheel rope groove is 1/2000 of the pitch diameter of the traction wheel				0.09 mm	Pass
16	Y6.3.2 Difference of pitch diameters of every rope groove of the traction wheel	The difference between the pitch diameters of every two grooves of the traction wheel rope grooves shall not be more than 0.10 mm.				0.04 mm	Pass
17	Y6.3.3 Hardness of rope groove of traction wheel	The groove face of the traction wheel shall uniform, the hardness difference is not more than 15 HBW.				6.00 HBW	Pass

TYPE-EXAMINATION REPORT of SPECIAL EQUIPMENT (LIFT)


No.	Project code and name	Project contents and requirements	Results	Conclusion																	
18	Y6.4 Reducer box	The box cutting face and the eye cover of the gear elevator driving host shall be tightly connected without oil leakage. During the temperature rise test, the oil leakage of the extending end of the reduction box shaft shall not exceed 25cm ²	Not applicable	/																	
19	Y6.5.1 Temperature rise test	Under the condition of specified working system, the load lasting rate, the starting (brake) time, when the electric motor coil in the driving machine (if no reducer box) or the oil in the reducer box achieve thermal stability, the following requirements shall be satisfied: (1) The temperature rise of the electric motor stator winding and the brake coil shall not exceed 80 K or 105 K respectively in the process of adopting B grade or F grade insulation	Motor stator winding: F, 78.36K	Pass																	
20		(2)The oil temperature of the reduction box shall not exceed 85℃	Brake coil: F, 54.78K																		
21		(3) The elevator driving machine can normally run after the temperature rise test	Meet the requirements	Pass																	
22	Y6.5.2 Driving host noise	<p>When the elevator driving host on the test platform operates at no load under the rated power supply frequency, the measurement surface average value LPA of the A weight noise sound level shall not exceed the following provisions:</p> <table border="1"> <tr> <td colspan="2" rowspan="2">Project</td><td colspan="3">Rated speed</td></tr> <tr> <td>≤2.5</td><td>>2.5 ≤4</td><td>>4 ≤8</td></tr> <tr> <td rowspan="2">Noise dB(A) LPA</td><td>Gear-free drive host</td><td>62</td><td>65</td><td>68</td></tr> <tr> <td>Gear drive host</td><td>70</td><td>80</td><td>-</td></tr> </table> <p>For the elevator drive host of which rated speed is more than 8 m/s, the noise shall not be more than the threshold given by the manufacturer of the elevator driving host; when the enterprise not gives the threshold index, the threshold index of the 8 m/s elevator driving host is judged.</p>	Project		Rated speed			≤2.5	>2.5 ≤4	>4 ≤8	Noise dB(A) LPA	Gear-free drive host	62	65	68	Gear drive host	70	80	-	66.60dB(A)	Pass
Project		Rated speed																			
		≤2.5	>2.5 ≤4	>4 ≤8																	
Noise dB(A) LPA	Gear-free drive host	62	65	68																	
	Gear drive host	70	80	-																	
23	Y6.5.3 Idle vibration	The vibration of the traction type elevator driving host shall satisfy the following requirements: (1)When the gear-free elevator driving host is in idle operation by the rated power supply frequency, the maximum value of the vibration speed effective value of the detecting part shall be not more than 0.5 mm/s	Meet the requirements	Pass																	
24	speed of elevator driving host	(2) The maximum value of the torque vibrating speed effective value at the traction wheel of the gear elevator driving host shall not be more than 4.5 mm/s	Not applicable	/																	
25		(3) For the elevator driving host whose rated speed is over 8m/s, the vibration speed cannot exceed the limit given by the manufacturer; if there is not a given limit, the judgment criteria follows 8m/s elevator driving host.	Not applicable	/																	

**TYPE-EXAMINATION REPORT of
SPECIAL EQUIPMENT
(LIFT)**

No.	Project code and name	Project contents and requirements	Results	Conclusion
26	Y6.5.4 Speed	For the elevator driving host, when it is running without load at rated voltage and frequency, the linear velocity of the driving wheel must be in the range from 92% of rated speed to 105% rated speed at rated voltage and frequency.	6.02m/s, 100.33%	Pass
27	Y6.5.5 Appearance	The oil level in the reducer box should be observed easily. Hand winding crank shall be partly or completely yellow. The manual lock loosening spanner of the elevator driving host brake shall be red.	Meet the requirements	Pass
28	Y6.5.6 Nameplate of elevator driving host	The product nameplate shall be located at the obvious position, the nameplate should be permanent and should at least notify the following contents: (1) Product name, model; (2) rated speed (or elevator rated speed); (3) rated power; (4) rated voltage; (5) rated current; (6) rated frequency; (7) rated output torque (or rated load weight); (8) protection grade; (9) product No. (10) manufacturing date; (11) manufacturer name and manufacturing address; (12) Name or logo of the type-test agency	Meet the requirements	Pass

3.2 Efficiency test data and graphs

No.	Rotate speed	Torque	Output power	Input power	Current	Power factor	Efficiency	Apparent power	Unactive power
	rpm	Nm	kW	kW	A		%	KVA	kVar
1	285.90	165.30	4.949	7.070	14.321	0.990	70.000	7.142	1.013
2	285.82	331.42	9.920	12.099	24.354	0.990	81.990	12.219	1.709
3	285.79	510.33	15.273	17.571	35.197	0.988	86.920	17.784	2.741
4	285.83	654.08	19.578	22.018	43.953	0.986	88.920	22.341	3.782
5	285.74	838.58	25.092	27.757	55.218	0.981	90.400	28.286	5.448
6	285.81	992.55	29.707	32.648	64.782	0.977	90.990	33.414	7.114
7	285.82	1158.30	34.668	37.893	74.998	0.972	91.490	38.989	9.180
8	285.80	1319.40	39.487	43.065	85.097	0.966	91.690	44.584	11.539
9	285.85	1475.70	44.173	48.148	94.987	0.960	91.750	50.163	14.074
10	285.87	1650.70	49.416	53.902	106.190	0.952	91.680	56.597	17.257

3.3 Sample Photo**4. Changes of The Type-Examination Report**

If the name or address of the applicant (or oversea manufacturer) has any change, please submit a change request with related supporting evidence to the previous type-test agency. After confirmation, the agency will indicate the change on the change record page.

The change record see the attached page (If any).

-----The reminder of this page is intentionally left blank-----